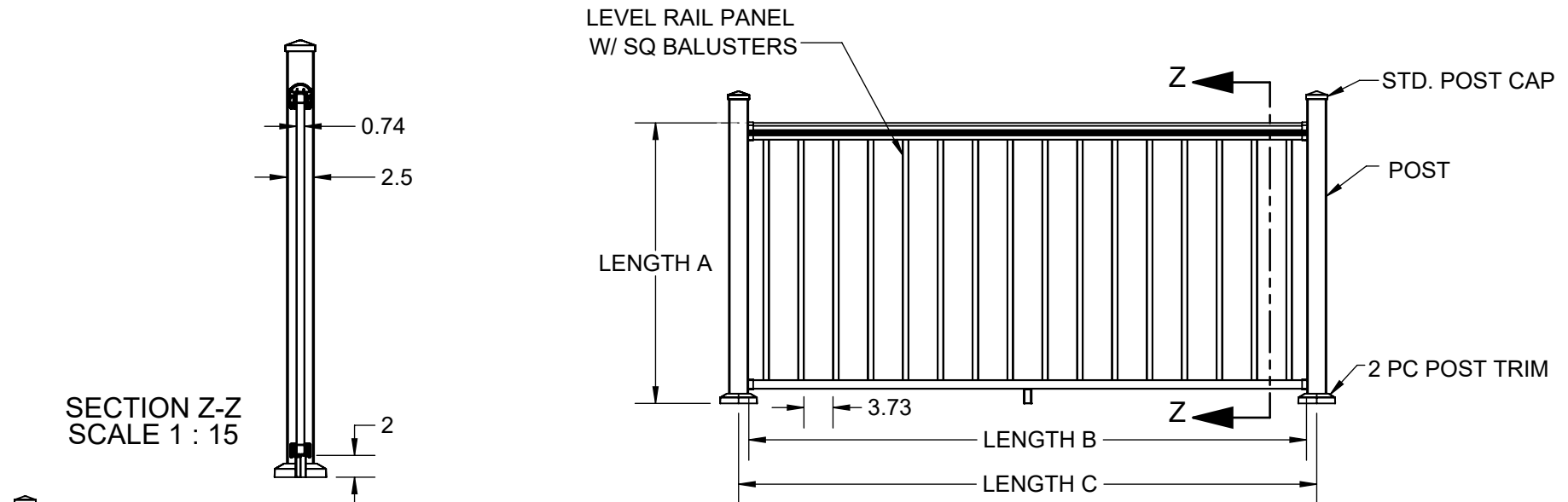
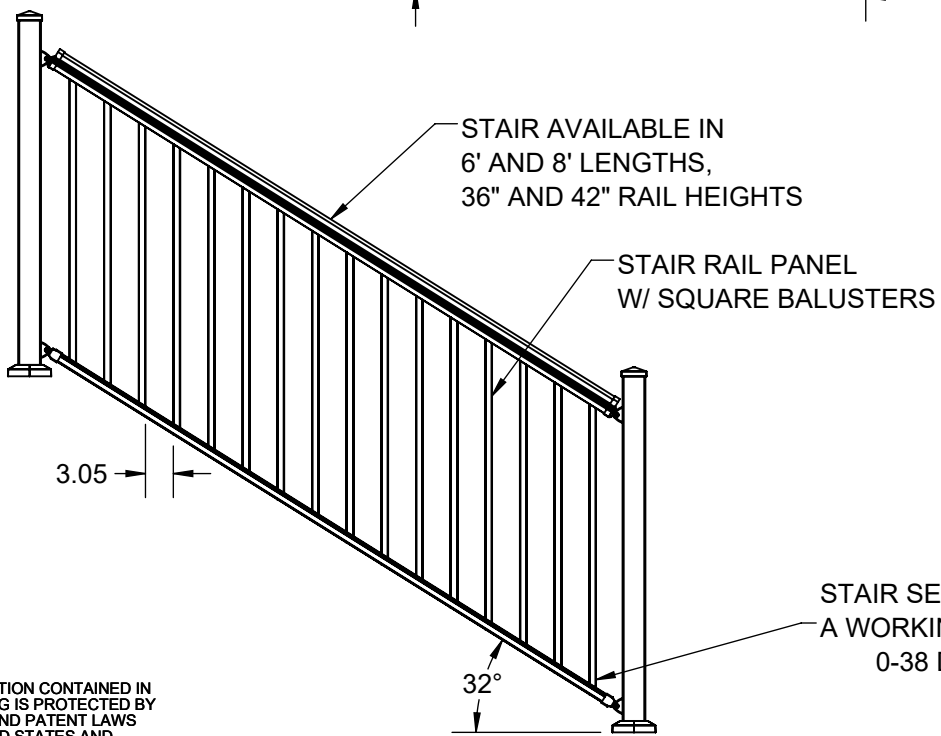


# AVALON ALUMINUM RAIL AND BALUSTER DETAILS



SECTION Z-Z  
SCALE 1 : 15

NOTE:  
 (A) FINISHED RAIL HEIGHT = 36", 42"  
 (B) PANEL LENGTH = 71.5", 95.5"  
 (C) MAX IRC AND IBC SPANS = 98.5"X36", 98.5"X42"



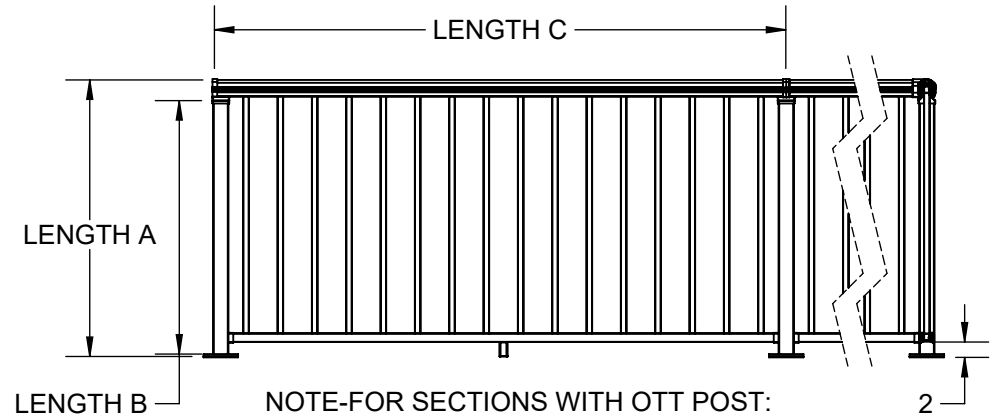
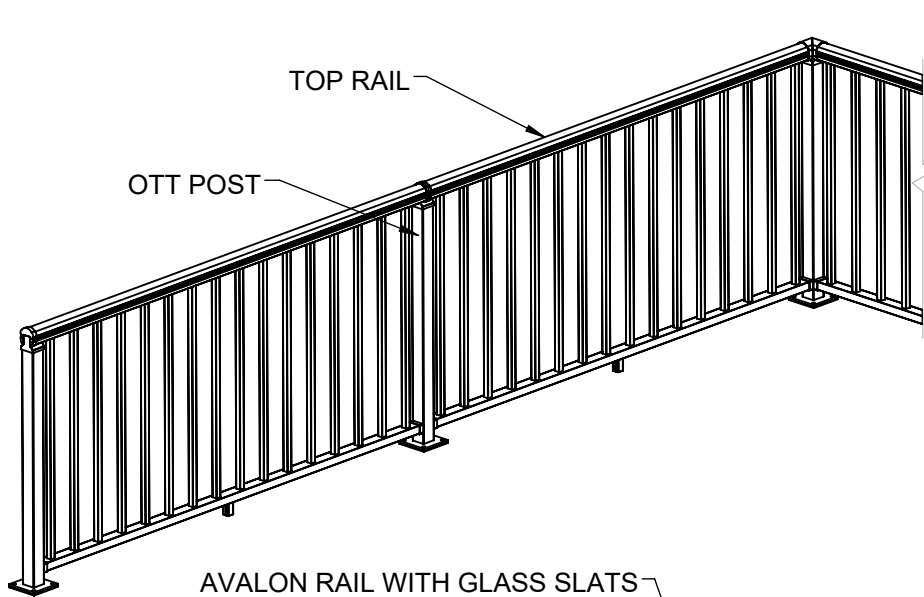
THE INFORMATION CONTAINED IN THIS DRAWING IS PROTECTED BY COPYRIGHT AND PATENT LAWS OF THE UNITED STATES AND OTHER COUNTRIES. ANY REPRODUCTION IN PART OR AS A WHOLE WITHOUT WRITTEN PERMISSION IS PROHIBITED.

<b>Barrette</b> OUTDOOR LIVING		
DRAWN: CH	DATE: 6/16/2021	APPROVED:
DESCRIPTION: <b>AVALON LEVEL AND STAIR RAIL</b>		
SHEET 1 OF 16	REVISION	PART NUMBER
SCALE 1:21		N/A
WEIGHT: N/A		

# AVALON OVER THE TOP (OTT) AND GLASS LEVEL RAIL DETAILS

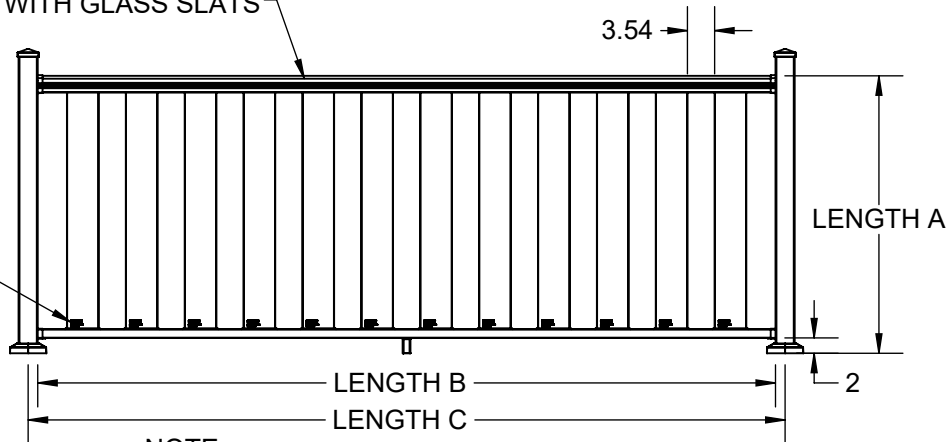
**NOTE:**

1. FOR OTT, A TOP RAIL LONGER THAN PANEL LENGTH IS NEEDED.
- IRC COMPLIANT PANELS (RESIDENTIAL) ARE 6FT MAXIMUM APPLICATIONS
- IBC COMPLIANT PANELS (COMMERCIAL) ARE 5FT MAXIMUM APPLICATIONS
2. NO STAIRS AVAILABLE FOR AVALON OTT OR GLASS.



**NOTE-FOR SECTIONS WITH OTT POST:**  
 (A) FINISHED RAIL HEIGHT = 36", 42"  
 (B) POST HEIGHT = 33", 39"  
 (C) MAX IRC SPAN = 72"X36", MAX IBC SPAN = 60"X42"

**AVALON RAIL WITH GLASS SLATS**



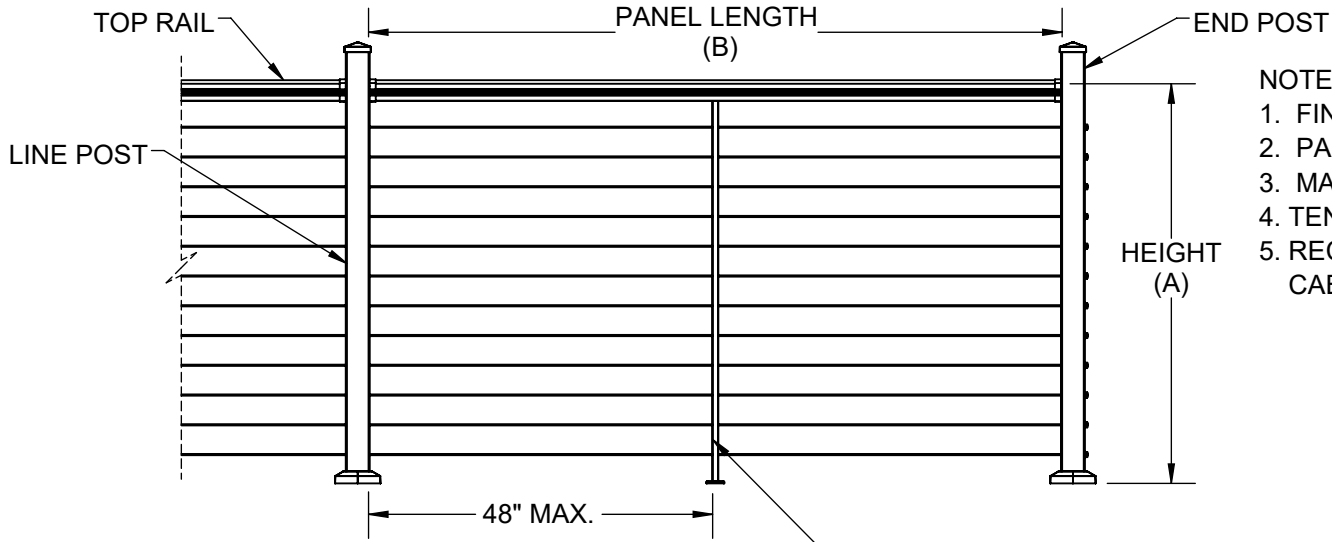
**NOTE:**  
 ANSI Z97.1 2004  
 16 CFR 1201 C11  
 SGCC 2975 1/4UA  
 TEMPERED

**NOTE:**  
 (A) FINISHED RAIL HEIGHT = 36", 42"  
 (B) PANEL LENGTH = 71.5", 95.5"  
 (C) MAX SPANS = 98.5X36" IRC, 98.5X42" IBC

THE INFORMATION CONTAINED IN THIS DRAWING IS PROTECTED BY COPYRIGHT AND PATENT LAWS OF THE UNITED STATES AND OTHER COUNTRIES. ANY REPRODUCTION IN PART OR AS A WHOLE WITHOUT WRITTEN PERMISSION IS PROHIBITED.

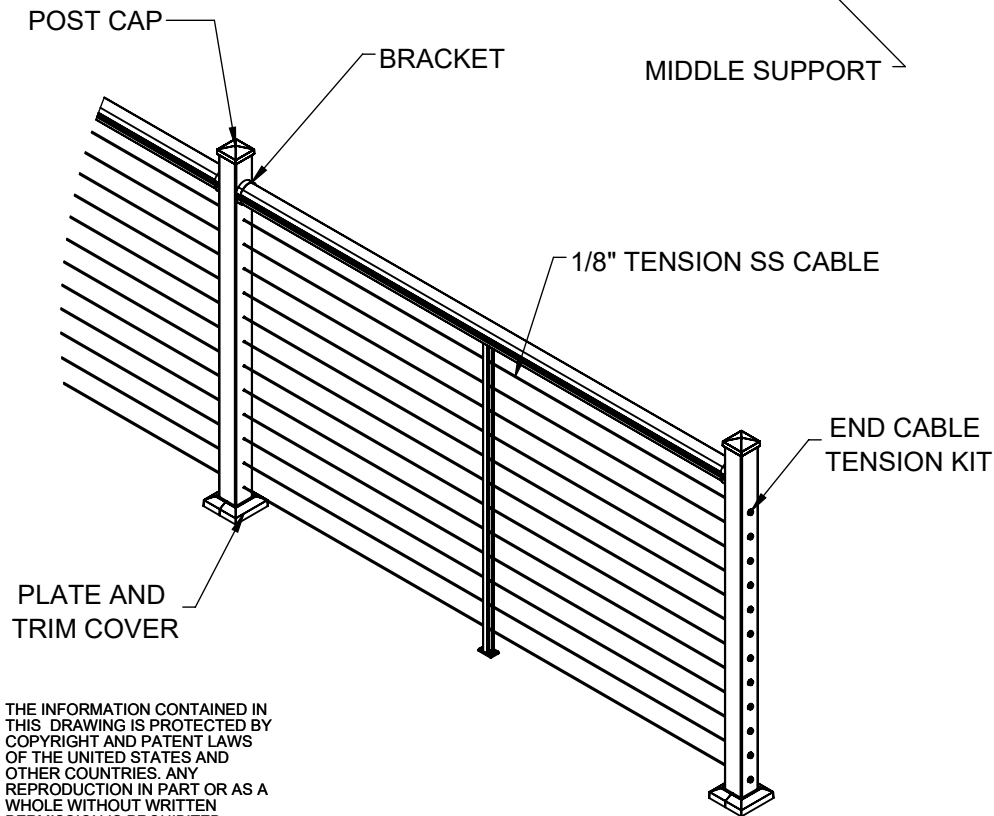
<b>Barrette</b> OUTDOOR LIVING		
DRAWN: CH	DATE: 6/16/2021	APPROVED:
DESCRIPTION: <b>AVALON OVER THE TOP AND GLASS RAIL</b>		
SHEET 2 OF 16	REVISION	PART NUMBER
SCALE 1:25		N/A
WEIGHT: N/A		

# CABLE RAILING PANEL-DETAILS

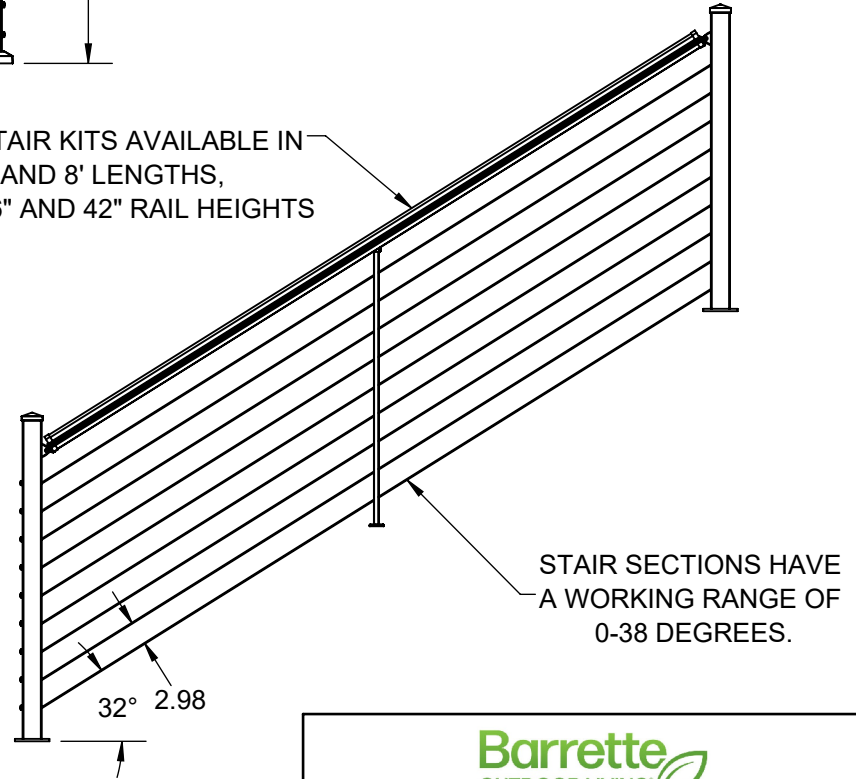


**NOTE:**

1. FINISHED RAIL HEIGHT (A) = 36", 42"
2. PANEL LENGTH (B) = 71.5", 95.5"
3. MAX PANEL SIZE = 96X36" IRC, 96X42" IBC
4. TENSION CABLE TO PREVENT PASSING 4" SPHERE.
5. RECOMMENDED PULLING FORCE FROM CABLE MANUFACTURER 225 LBS



STAIR KITS AVAILABLE IN 6' AND 8' LENGTHS, 36" AND 42" RAIL HEIGHTS

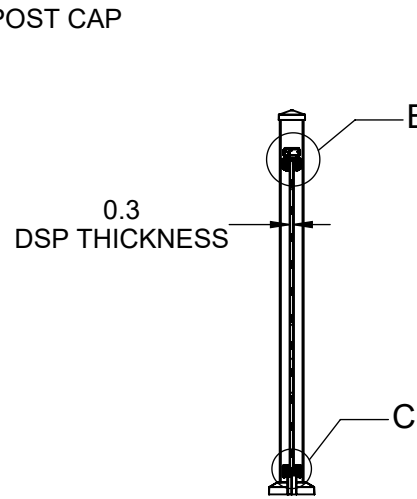
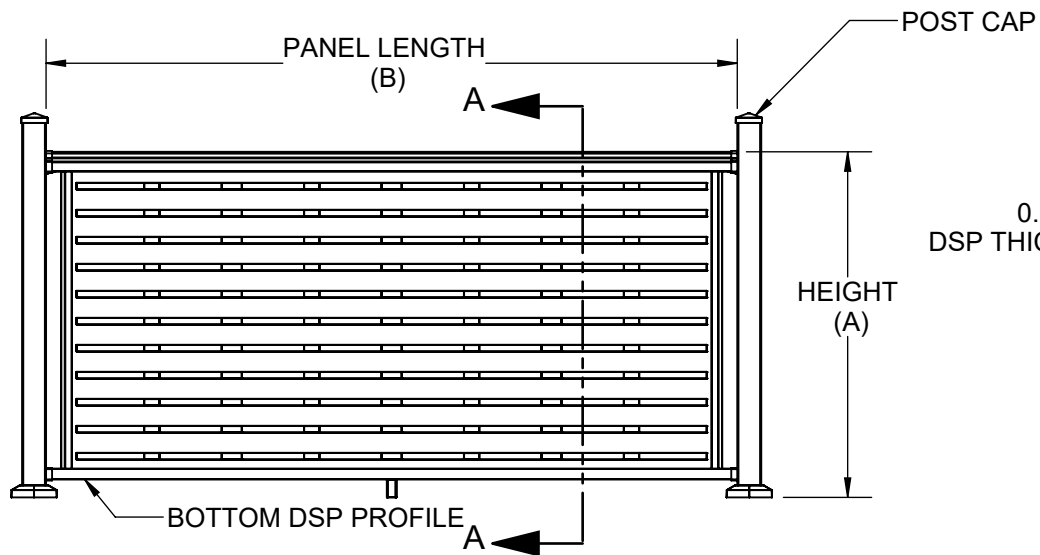


THE INFORMATION CONTAINED IN THIS DRAWING IS PROTECTED BY COPYRIGHT AND PATENT LAWS OF THE UNITED STATES AND OTHER COUNTRIES. ANY REPRODUCTION IN PART OR AS A WHOLE WITHOUT WRITTEN PERMISSION IS PROHIBITED.

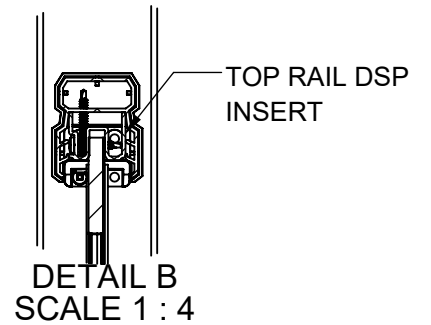
<b>Barrette</b> OUTDOOR LIVING		
DRAWN: CH	DATE: 6/16/2021	APPROVED:
DESCRIPTION: <b>CABLE RAILING - DETAILS</b>		
SHEET 3 OF 16	REVISION	PART NUMBER
SCALE 1:25		N/A
WEIGHT: N/A		

# RAILING WITH DISPLAY PANEL (DSP)-DETAILS

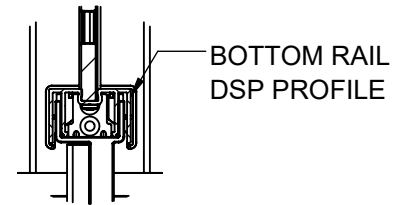
## RAILING WITH 3X6 DISPLAY PANEL-DETAILS



SECTION A-A



DETAIL B  
SCALE 1 : 4



DETAIL C  
SCALE 1 : 4


**NOTE:**

1. FINISHED RAIL HEIGHT (A) = 36"
2. PANEL LENGTH (B) = 71.5"
3. MAX PANEL SIZE = 71.5"X36" IRC
4. 3X6 DSP SIZE = 34" X 68"
5. 2X4 DSP SIZE = 23 7/8" X 47 7/8"


THE INFORMATION CONTAINED IN THIS DRAWING IS PROTECTED BY COPYRIGHT AND PATENT LAWS OF THE UNITED STATES AND OTHER COUNTRIES. ANY REPRODUCTION IN PART OR AS A WHOLE WITHOUT WRITTEN PERMISSION IS PROHIBITED.

<b>Barrette</b> OUTDOOR LIVING		
DRAWN: CH	DATE: 6/16/2021	APPROVED:
DESCRIPTION: <b>RAILING WITH DSP INFILL - DETAILS</b>		
SHEET 4 OF 16	REVISION	PART NUMBER
SCALE 1:20		N/A
WEIGHT: N/A		


## 3X6 DSP SCREENS




3X6 BOARDWALK



3X6 SANIBEL



3X6 OPTIC



3X6 RIVER ROCK

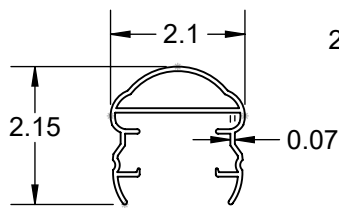
**NOTE:**

1. 3X6 DSP SIZE = 34" X 68"
2. THICKNESS = .3"

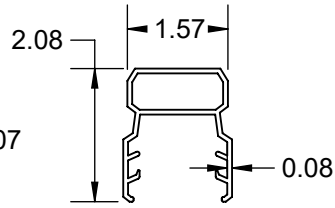
THE INFORMATION CONTAINED IN THIS DRAWING IS PROTECTED BY COPYRIGHT AND PATENT LAWS OF THE UNITED STATES AND OTHER COUNTRIES. ANY REPRODUCTION IN PART OR AS A WHOLE WITHOUT WRITTEN PERMISSION IS PROHIBITED.

DRAWN:	CH	DATE:	04/25/2022
APPROVED:			
DESCRIPTION:			
<b>DSP DETAIL</b>			
SHEET 5 OF 16		REVISION	PART NUMBER
SCALE 1:22		<div style="border: 1px solid black; padding: 2px; display: inline-block;">0</div>	N/A
WEIGHT: N/A			

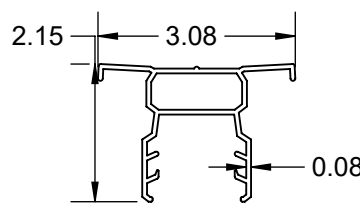
### TOP AND BOTTOM RAIL



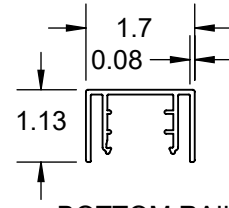
PELLINORE TOP RAIL



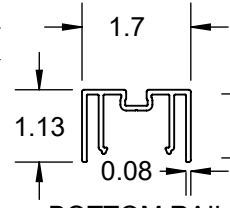
TRISTAN TOP RAIL



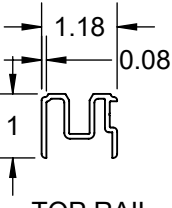
OBERON TOP RAIL  
(SEE NOTE 1.)



BOTTOM RAIL

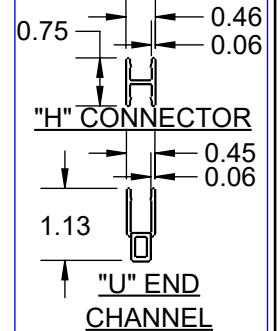


BOTTOM RAIL  
DSP PROFILE



TOP RAIL  
DSP INSERT

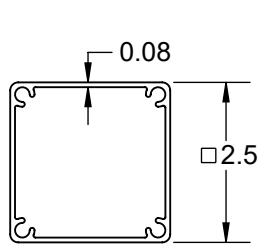
### DSP VERTICAL PROFILES



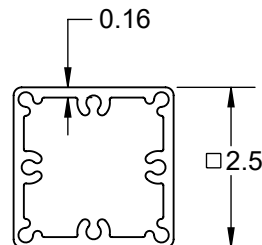
**NOTE:**

1. A DECK BOARD MUST BE USED WHEN INSTALLING OBERON.
2. BRACKET COVERS ARE INCLUDED WITH TOP RAIL.

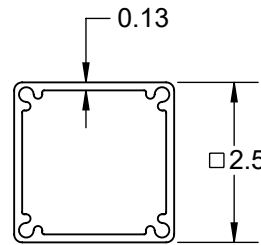
### POSTS



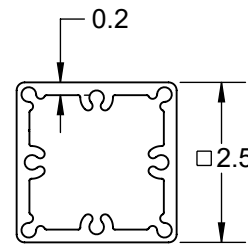
AVALON POST  
RESIDENTIAL/CABLE RAILING  
LINE POST-RESIDENTIAL



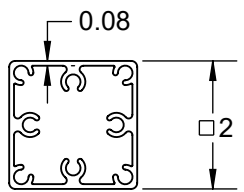
AVALON HD POST/  
CABLE RAILING  
LINE POST



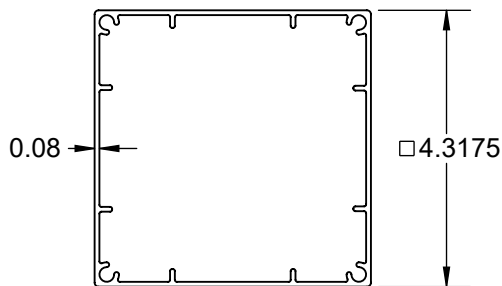
CORNER POST  
FOR CABLE RAILING



END POST  
FOR CABLE RAILING

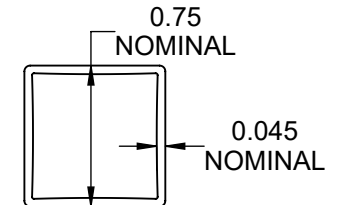


AVALON OTT POST

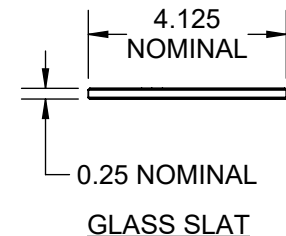


AVALON AR POST

### BALUSTERS



SQ. BALUSTER



GLASS SLAT

1. AVALON POST RESIDENTIAL recommended for Residential applications (any width).
2. AVALON HD POST/CABLE RAILING LINE POST recommended for Commercial applications - not wider than 8ft .
3. END POST FOR CABLE RAILING recommended for cabel railing applications - end post only .
4. CORNER POST FOR CABLE RAILING recommended for cabel railing applications - corner post only .
5. AVL OTT POST recommended for Residential - 6ft wide applications and Commercial - 5ft applications.
6. AVL AR POST can be used on any Residential or Commercial applications.

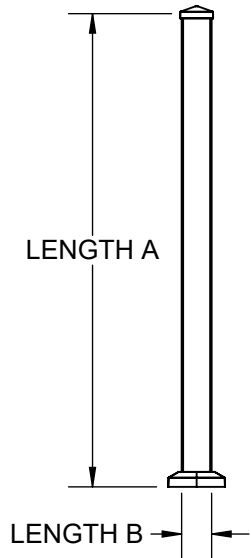
THE INFORMATION CONTAINED IN THIS DRAWING IS PROTECTED BY COPYRIGHT AND PATENT LAWS OF THE UNITED STATES AND OTHER COUNTRIES. ANY REPRODUCTION IN PART OR AS A WHOLE WITHOUT WRITTEN PERMISSION IS PROHIBITED.



DRAWN:	CH	DATE:	1/22/2021	APPROVED:
DESCRIPTION:				
<b>AVALON PROFILES</b>				
SHEET 6 OF 16		REVISION		PART NUMBER
SCALE 1:3		0		N/A
WEIGHT: N/A				

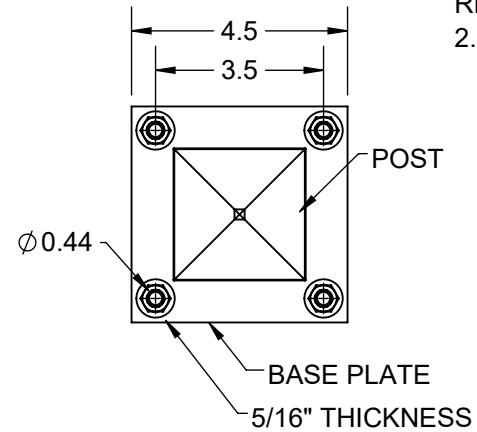
# AVALON POST AND SURFACE MOUNT DETAILS

NOTE: IMAGES ONLY REFERENCE 2" AND 2.5" POSTS.



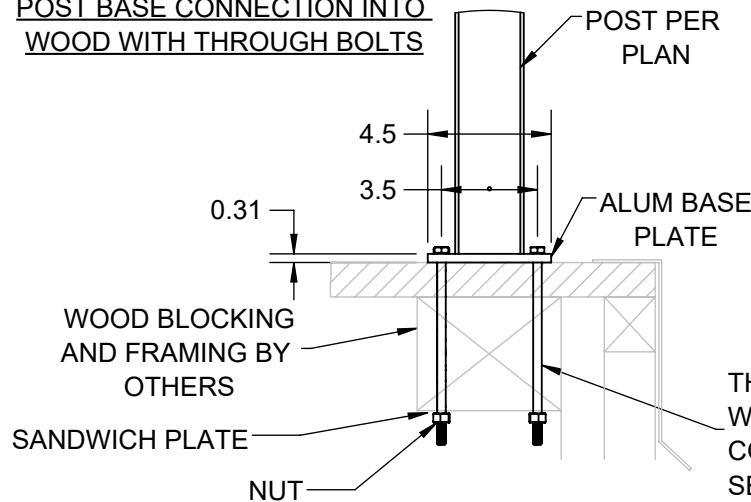
POSTS	LENGTH A	LENGTH B
STD. POST	39"	2.50"
STD. POST	45"	2.50"
STD. POST	60"	2.50"
HD. POST	45"	2.50"
HD. POST	60"	2.50"
OTP. POST	33"	2.00"
OTP. POST	39"	2.00"
AR. POST	39"	4.32"
AR. POST	45"	4.32"
AR. POST	108"	4.32"

Note:  
2.5" posts include factory mounted base plate, two piece trim, post cap, and leveling shims.  
4.3125" post sold separately as components.

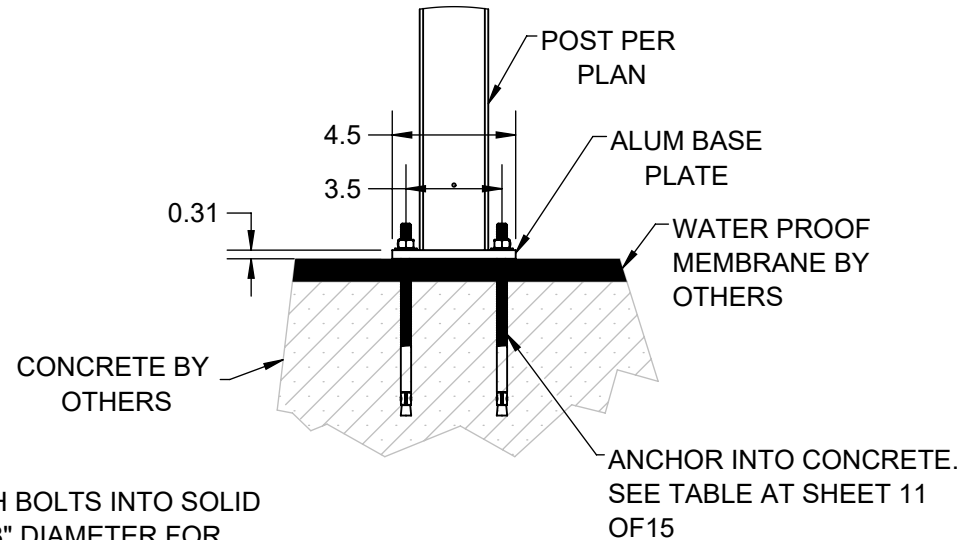


POST BASE CONNECTION INTO CONCRETE WITH WEDGE ANCHORS

POST BASE CONNECTION INTO WOOD WITH THROUGH BOLTS



THROUGH BOLTS INTO SOLID WOOD 3/8" DIAMETER FOR COMMERCIAL APPLICATIONS SEE TABLE AT SHEET 8 OF 12



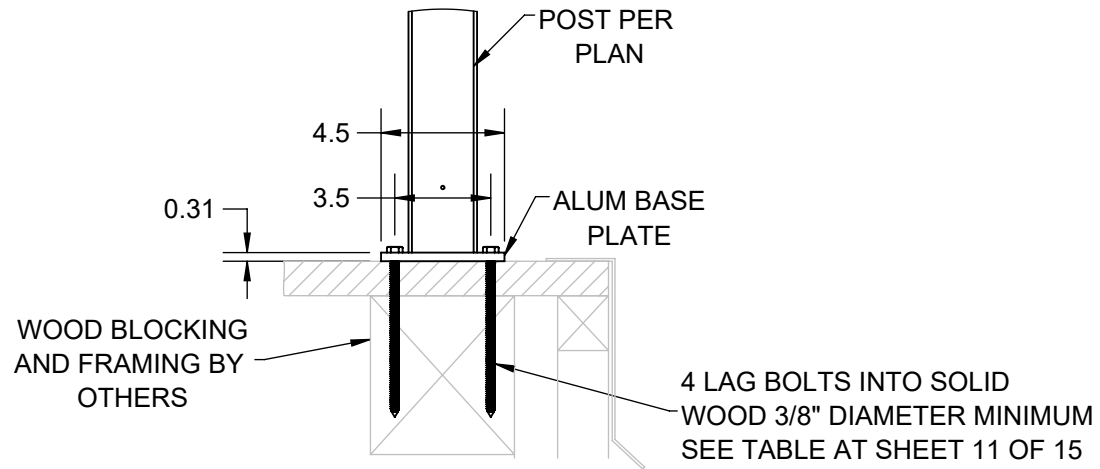
**NOTE:**

1. COMMERCIAL APPLICATIONS ARE ALWAYS BOLTED, USE 3/8" DIAMETER A307 THROUGH BOLTS INTO SOLID WOOD BLOCKING.
2. WOOD BLOCKING BY OTHERS.
3. BLOCKING MUST BE DESIGNED TO WITHSTAND PROPER LOADING.

THE INFORMATION CONTAINED IN THIS DRAWING IS PROTECTED BY COPYRIGHT AND PATENT LAWS OF THE UNITED STATES AND OTHER COUNTRIES. ANY REPRODUCTION IN PART OR AS A WHOLE WITHOUT WRITTEN PERMISSION IS PROHIBITED.

<b>Barrette</b> OUTDOOR LIVING		
DRAWN: CH	DATE: 5/5/2020	APPROVED:
DESCRIPTION: <b>AVALON POST AND SURFACE MOUNT</b>		
<b>DETAIL</b>		
SHEET 7 OF 16	REVISION	PART NUMBER
SCALE 1:16		N/A
WEIGHT: N/A		

## AVALON POST AND SURFACE MOUNT DETAILS



**NOTE:**

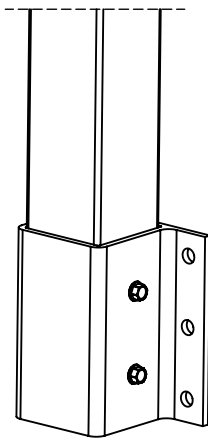
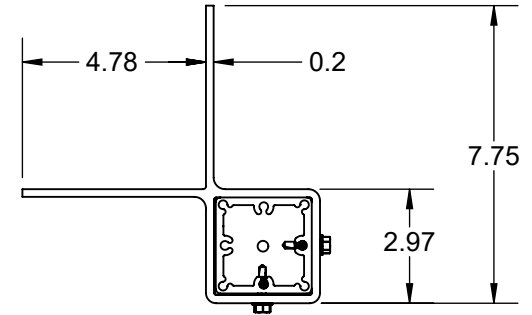
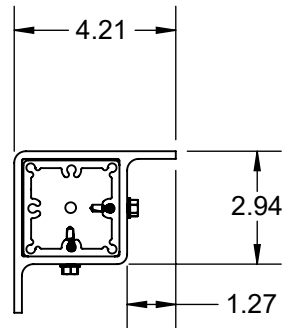
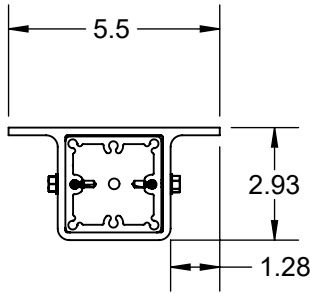
1. WOOD BLOCKING BY OTHERS.
2. BLOCKING MUST BE DESIGNED TO WITHSTAND PROPER LOADING.

THE INFORMATION CONTAINED IN THIS DRAWING IS PROTECTED BY COPYRIGHT AND PATENT LAWS OF THE UNITED STATES AND OTHER COUNTRIES. ANY REPRODUCTION IN PART OR AS A WHOLE WITHOUT WRITTEN PERMISSION IS PROHIBITED.

<b>Barrette</b> OUTDOOR LIVING		
DRAWN: CH	DATE: 5/5/2020	APPROVED:
DESCRIPTION: <b>AVALON POST AND SURFACE MOUNT</b>		
<b>DETAIL</b>		
SHEET 8 OF 16	REVISION	PART NUMBER
SCALE 1:16		N/A
WEIGHT: N/A		

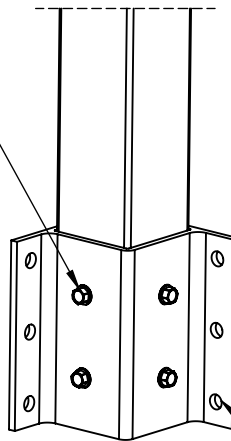


## FASCIA MOUNT DETAILS



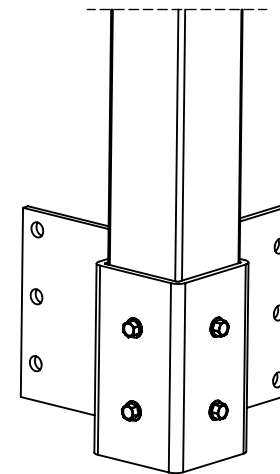
LINE POST / END POST  
BRACKET

4X #14 SCREW



INSIDE CORNER POST  
BRACKET

SEE TABLE AT  
SHEET 11 OF 15  
FOR ANCHOR  
SCHEDULE



OUTSIDE CORNER POST  
BRACKET

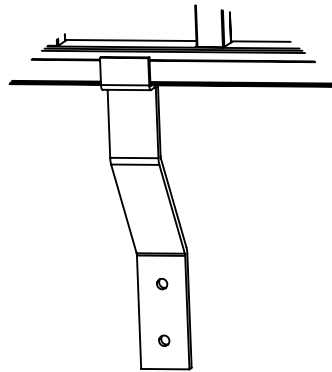
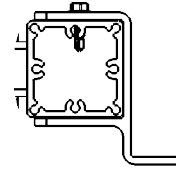
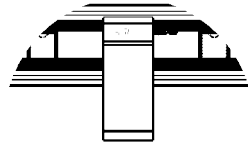
**NOTES:**

- 1) BRACKETS NOT INCLUDED WITH FASCIA, SOLD SEPARATELY.

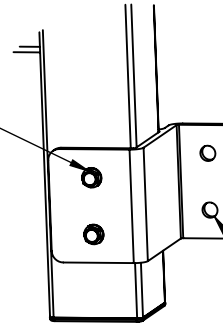
THE INFORMATION CONTAINED IN THIS DRAWING IS PROTECTED BY COPYRIGHT AND PATENT LAWS OF THE UNITED STATES AND OTHER COUNTRIES. ANY REPRODUCTION IN PART OR AS A WHOLE WITHOUT WRITTEN PERMISSION IS PROHIBITED.

<b>Barrette</b> OUTDOOR LIVING		
DRAWN: CH	DATE: 3/16/2021	APPROVED:
DESCRIPTION: <b>FASCIA MOUNT DETAIL</b>		
SHEET 9 OF 16	REVISION	PART NUMBER
SCALE 1:5		N/A
WEIGHT: N/A		

# FASCIA MOUNT - JULIET DETAIL



2X #14 SCREWS



SEE TABLE AT  
SHEET 11 OF 15  
FOR ANCHOR  
SCHEDULE

FASCIA MOUNT JULIET  
SUPPORT FOOT

FASCIA MOUNT  
JULIET BRACKET

THE INFORMATION CONTAINED IN THIS DRAWING IS PROTECTED BY COPYRIGHT AND PATENT LAWS OF THE UNITED STATES AND OTHER COUNTRIES. ANY REPRODUCTION IN PART OR AS A WHOLE WITHOUT WRITTEN PERMISSION IS PROHIBITED.

<b>Barrette</b> OUTDOOR LIVING			
<small>DRAWN:</small> CH	<small>DATE:</small> 10/15/2021	<small>APPROVED:</small>	
<small>DESCRIPTION:</small> FASCIA MOUNT - JULIET DETAIL			
<small>SHEET 10 OF 16</small>	<small>REVISION</small>	<small>PART NUMBER</small>	
<small>SCALE 1:5</small>		N/A	
<small>WEIGHT: N/A</small>			

## MOUNTING SCHEDULE

FOR RESIDENTIAL APPLICATIONS 36" HIGH					
PANEL WIDTH	LOAD	RECOMMENDED BOLT APPLICATION	FOR LAG BOLT APPLICATION 3/8" DIA. SCREW. MINIMUM EMBEDDED SCREW THREAD LENGTH REQUIRED	FOR THROUGH BOLT APPLICATION	FOR CONCRETE ANCHOR APPLICATION 3/8" TITAN HD ANCHOR MINIMUM REQUIRED LENGTH (MINIMUM DISTANCE OF 4" FORM EDGE REQUIRED)
8FT	200LBS	LAG BOLT -OR- THROUGH BOLT -OR- CONCRETE ANCHOR	3.5IN	3/8" HEX BOLT 3/8" FLAT WASHER 3/8" LOCK WASHER 3/8" NUT	4IN
6FT			3IN		3IN
4FT			2.5IN		3IN

FOR COMMERCIAL APPLICATIONS 42" HIGH					
PANEL WIDTH	LOAD	RECOMMENDED BOLT APPLICATION	FOR LAG BOLT APPLICATION 3/8" DIA. SCREW. MINIMUM EMBEDDED SCREW THREAD LENGTH REQUIRED	FOR THROUGH BOLT APPLICATION	FOR CONCRETE ANCHOR APPLICATION 3/8" TITAN HD ANCHOR MINIMUM REQUIRED LENGTH (MINIMUM DISTANCE OF 4" FORM EDGE REQUIRED)
8FT	400LBS	THROUGH BOLT -OR- CONCRETE ANCHOR	3.5IN	3/8" HEX BOLT 3/8" FLAT WASHER 3/8" LOCK WASHER 3/8" NUT	4IN
6FT	300LBS	LAG BOLT -OR- THROUGH BOLT -OR- CONCRETE ANCHOR	3IN		3IN
4FT	200LBS	LAG BOLT -OR- THROUGH BOLT -OR- CONCRETE ANCHOR	2.5IN		3IN



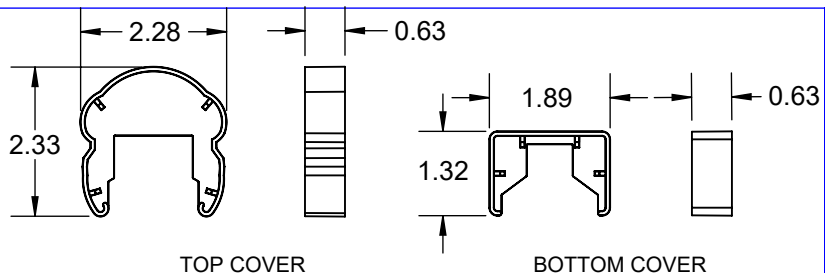
DRAWN: JS	DATE: 1/22/2021	APPROVED:
-----------	-----------------	-----------

DESCRIPTION: **MOUNTING SCHEDULE**

SHEET 11 OF 16	REVISION	PART NUMBER
SCALE 1:16	0	N/A
WEIGHT: N/A		

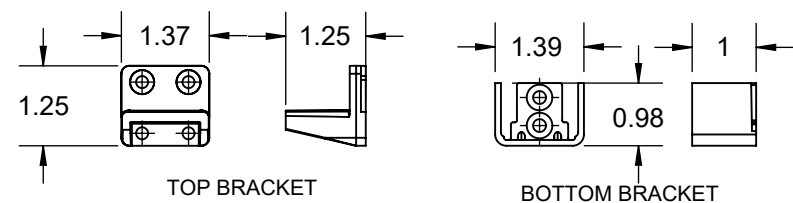
THE INFORMATION CONTAINED IN THIS DRAWING IS PROTECTED BY COPYRIGHT AND PATENT LAWS OF THE UNITED STATES AND OTHER COUNTRIES. ANY REPRODUCTION IN PART OR AS A WHOLE WITHOUT WRITTEN PERMISSION IS PROHIBITED.

# BRACKETS & ACCESSORIES



TOP COVER

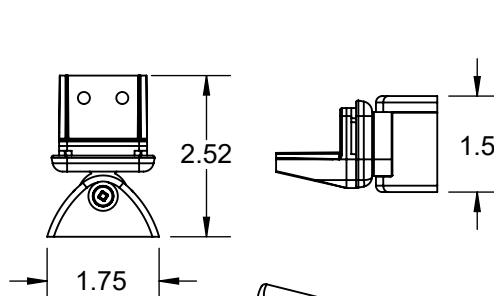
BOTTOM COVER



TOP BRACKET

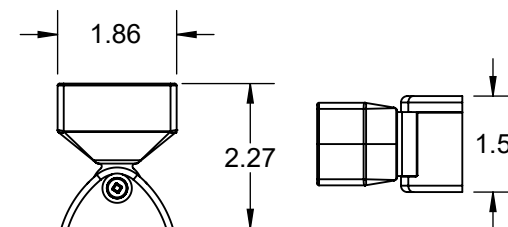
BOTTOM BRACKET

## LEVEL BRACKET



TOP BRACKET

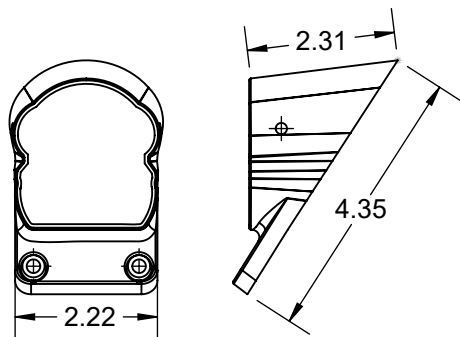
\*TOP COVER IS THE SAME AS LEVEL BRACKET



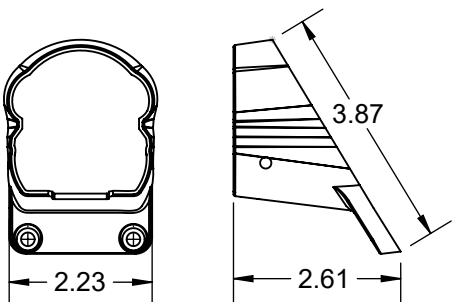
BOTTOM BRACKET

## LEVEL ANGLE BRACKET

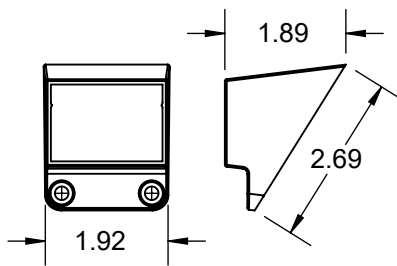
## FIXED ANGLE STAIR BRACKET



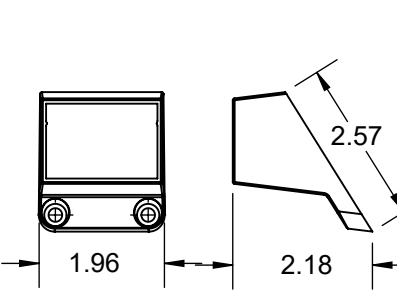
TOP STAIR TOP RAIL BRACKET



BOTTOM STAIR TOP RAIL BRACKET

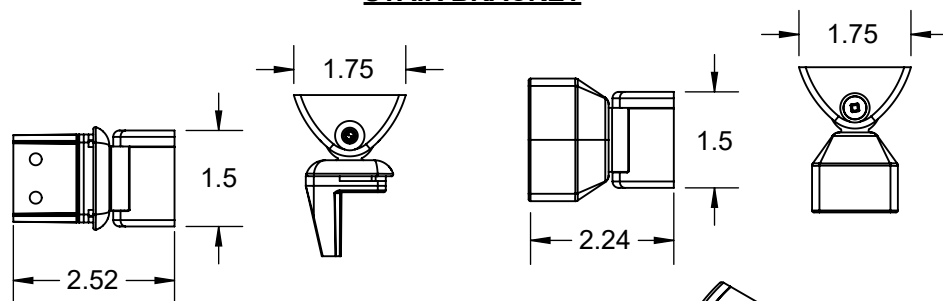


TOP STAIR BOTTOM RAIL BRACKET



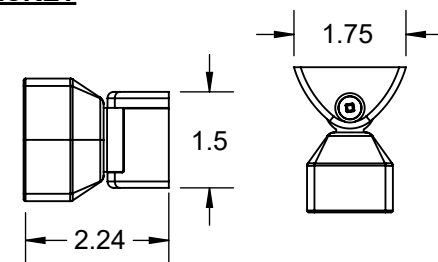
BOTTOM STAIR BOTTOM RAIL BRACKET

## STAIR BRACKET

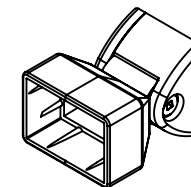



TOP BRACKET

\*TOP COVER IS THE SAME AS LEVEL BRACKET

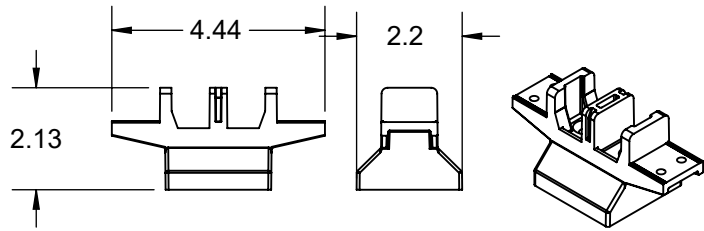


BOTTOM BRACKET

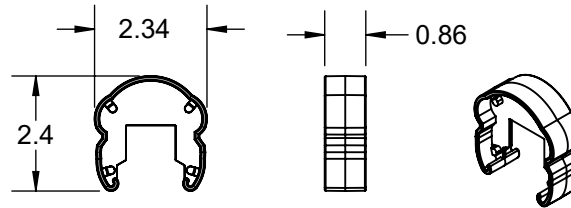


<b>Barrette</b> OUTDOOR LIVING		
DRAWN: CH	DATE: 6/16/2021	APPROVED:
DESCRIPTION: AVALON ACCESSORIES		
SHEET 12 OF 16	REVISION	PART NUMBER
SCALE 1:3	0	N/A
WEIGHT: N/A		

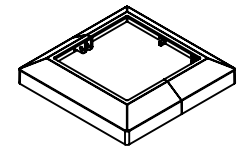
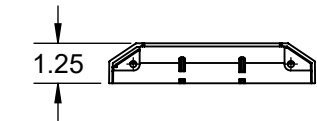
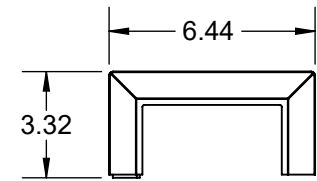
# BRACKETS & ACCESSORIES



LINE BRACKET

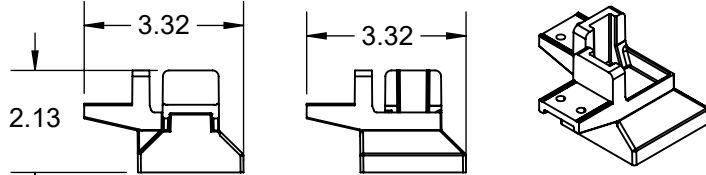


LINE COVER

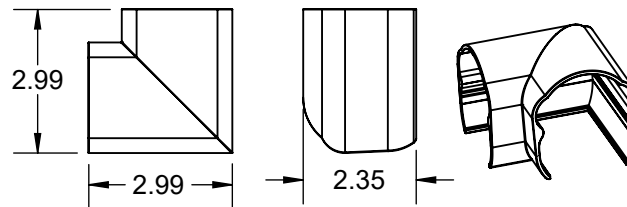


**4.25\"/>**

## OVER THE POST LINE BRACKET

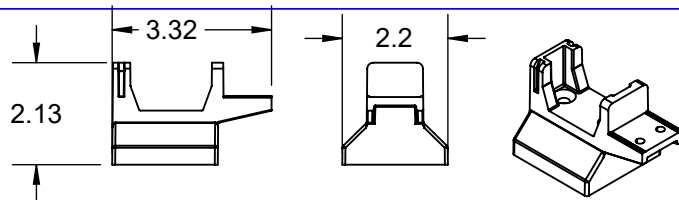


CORNER BRACKET

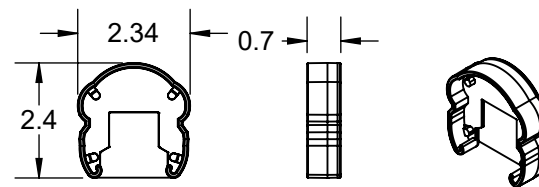


CORNER COVER

## OVER THE POST CORNER BRACKET

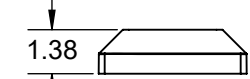
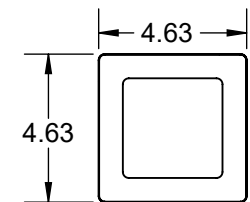


END BRACKET



END COVER

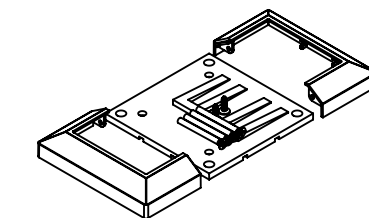
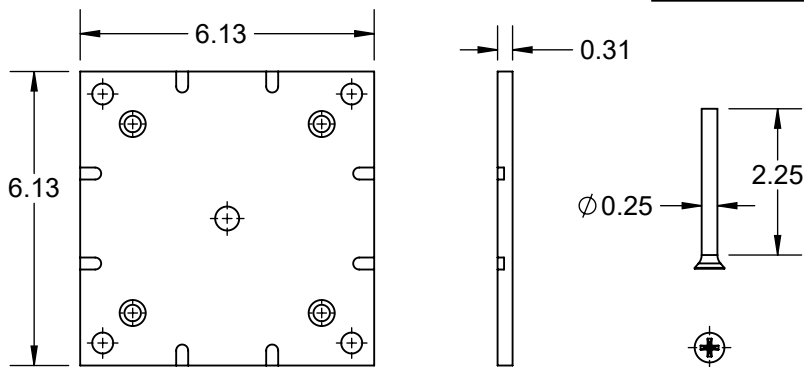
## OVER THE POST END BRACKET



**4.25\"/>**

## 4.25\"/>

108\"/>



MOUNTING KIT COMES WITH TRIM RING

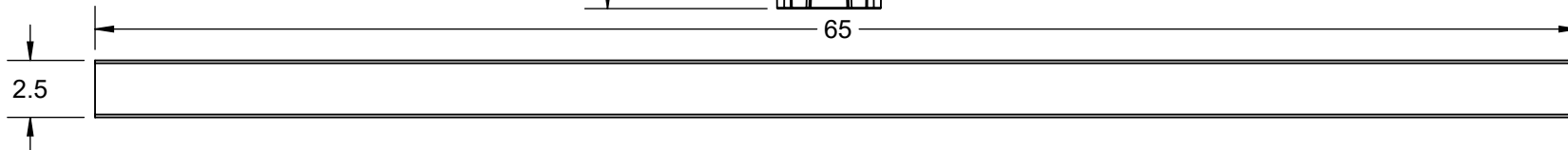
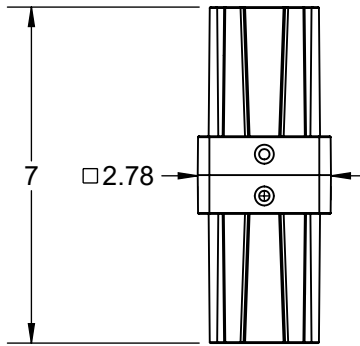
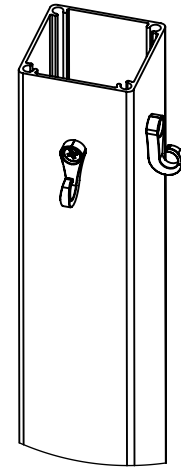
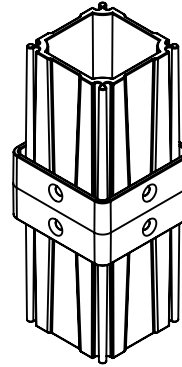
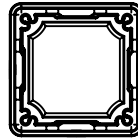
<b>Barrette</b> OUTDOOR LIVING		
DRAWN: CH	DATE: 6/16/2021	APPROVED:
DESCRIPTION: <b>AVALON ACCESSORIES</b>		
SHEET 13 OF 16	REVISION	PART NUMBER
SCALE 1:4	0	N/A
WEIGHT: N/A		

# ACCESSORIES

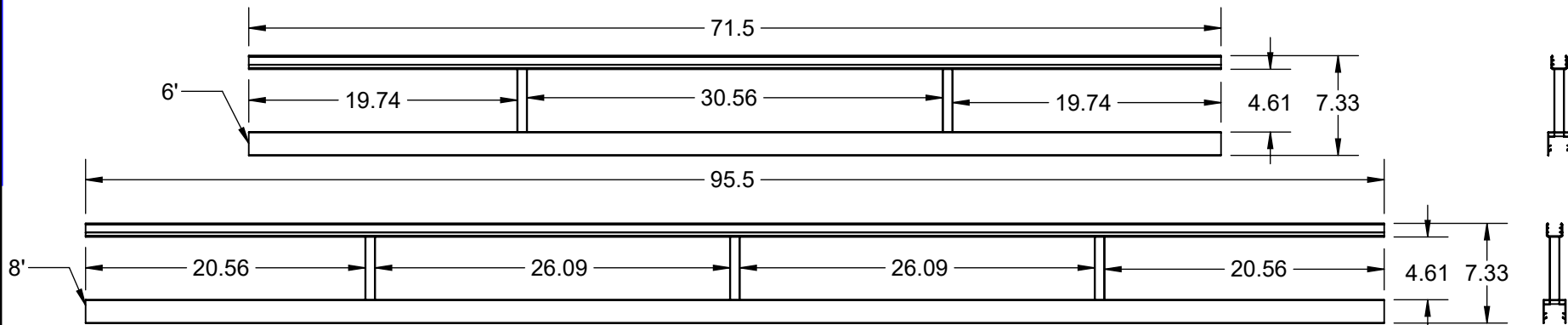
## POST EXTENSION

**NOTES:**

- 1) POST EXTENSION COMES WITH SCREWS, (2) J-HOOKS AND A 65" POST. FOR HANGING LIGHTS HIGH ABOVE RAILING.



## 2 - TO - 3 RAIL ADAPTER

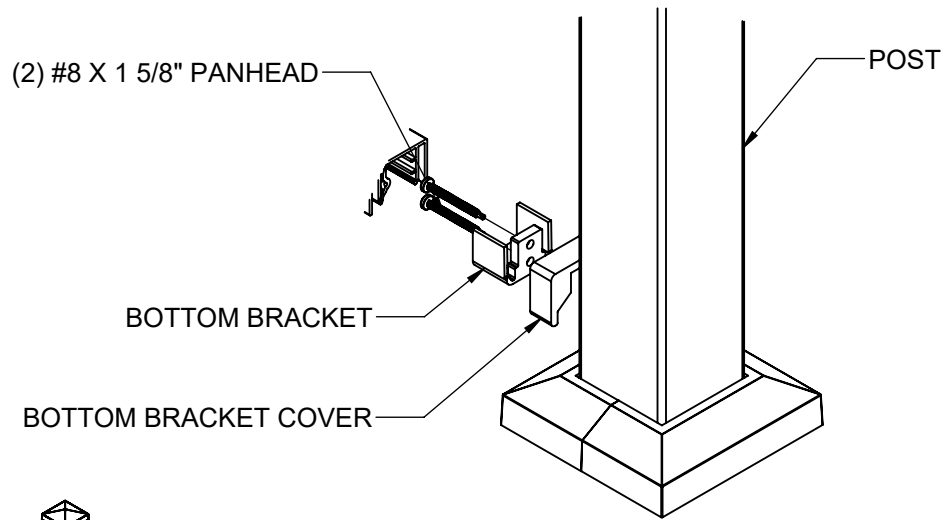


**NOTES:**

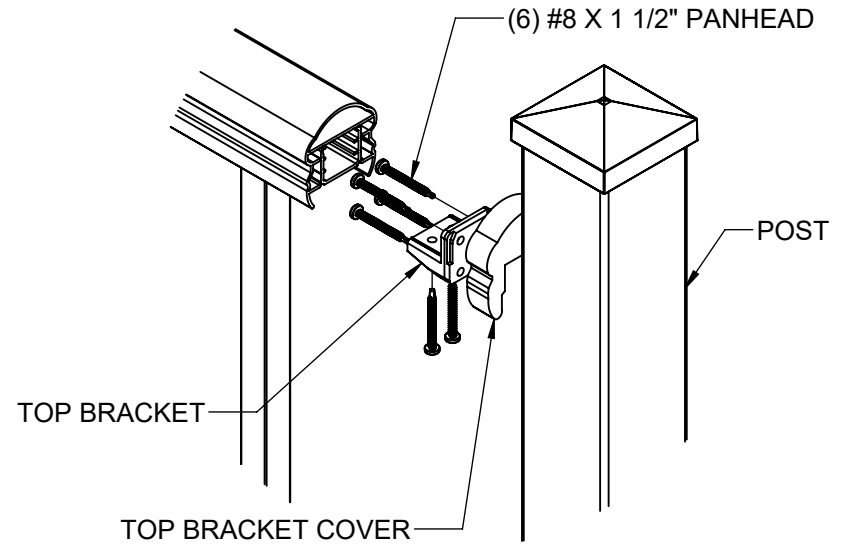
- 1) 2-3 RAIL ADAPTER FITS OVER SMALL AVALON TOP RAIL.
- 2) COMES WITH SCREWS AND TWO BRACKETS.
- 3) 6' AND 8' AVAILABLE



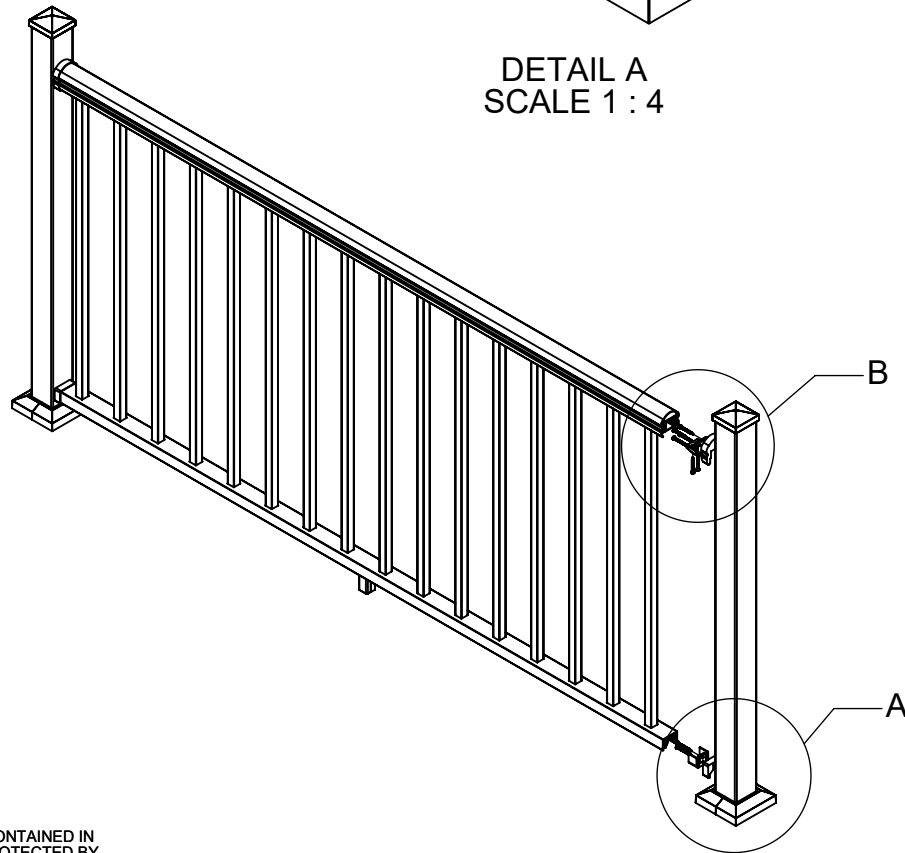
DRAWN:	CH	DATE:	11/22/2021	APPROVED:	
DESCRIPTION:					
<b>AVALON ACCESSORIES</b>					
SHEET 14 OF 16		REVISION	PART NUMBER		
SCALE 1:4		0	N/A		
WEIGHT: N/A					





DETAIL A  
SCALE 1 : 4

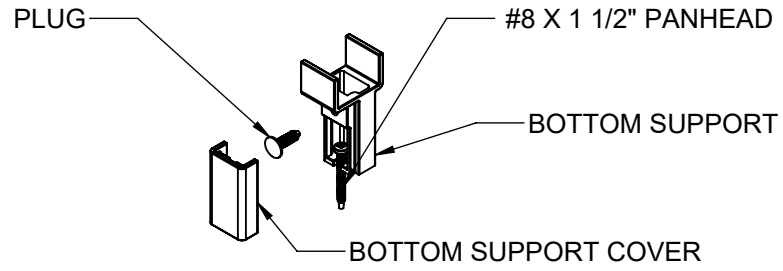


DETAIL B  
SCALE 1 : 4

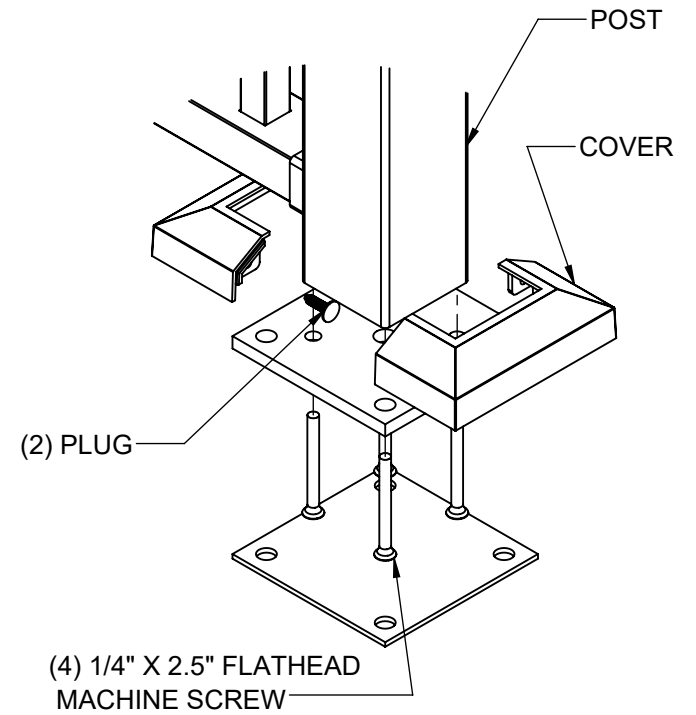


THE INFORMATION CONTAINED IN THIS DRAWING IS PROTECTED BY COPYRIGHT AND PATENT LAWS OF THE UNITED STATES AND OTHER COUNTRIES. ANY REPRODUCTION IN PART OR AS A WHOLE WITHOUT WRITTEN PERMISSION IS PROHIBITED.

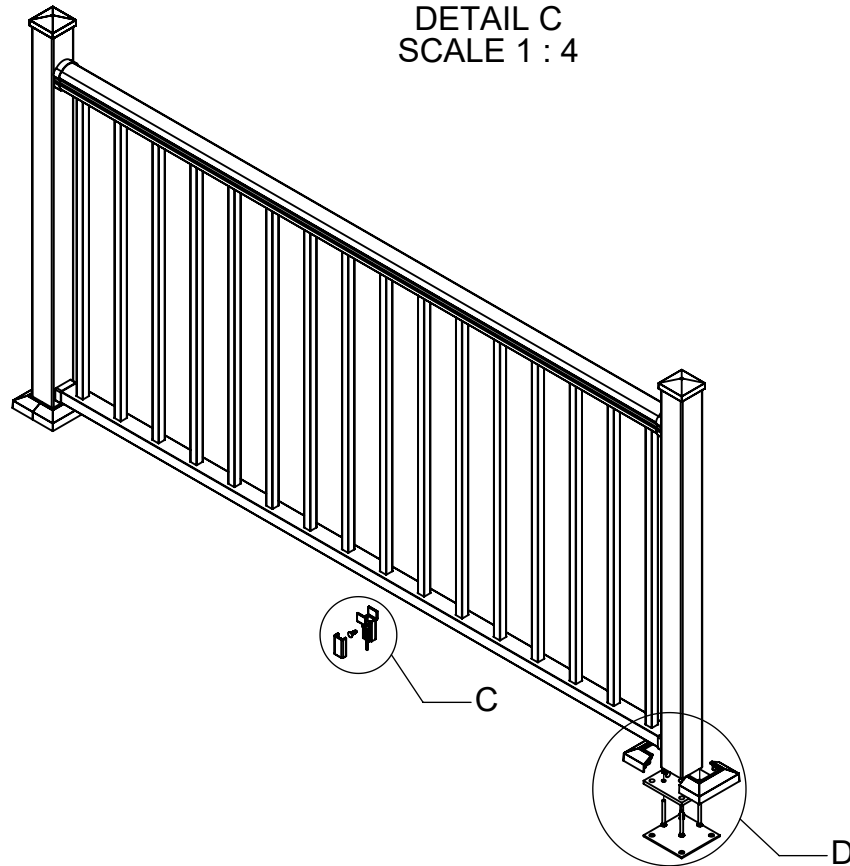
<b>Barrette</b> OUTDOOR LIVING 		
DRAWN: CH	DATE: 6/16/2021	APPROVED:
DESCRIPTION: <b>AVALON FASTENER DETAIL</b>		
SHEET 15 OF 16	REVISION	PART NUMBER
SCALE 1:16		N/A
WEIGHT: N/A		




DETAIL C  
SCALE 1 : 4



DETAIL D  
SCALE 1 : 4



THE INFORMATION CONTAINED IN THIS DRAWING IS PROTECTED BY COPYRIGHT AND PATENT LAWS OF THE UNITED STATES AND OTHER COUNTRIES. ANY REPRODUCTION IN PART OR AS A WHOLE WITHOUT WRITTEN PERMISSION IS PROHIBITED.

<b>Barrette</b> OUTDOOR LIVING 		
DRAWN: CH	DATE: 6/16/2021	APPROVED:
DESCRIPTION: <b>AVALON FASTENER DETAIL</b>		
SHEET 16 OF 16	REVISION	PART NUMBER
SCALE 1:16	0	N/A
WEIGHT: N/A		